

RANGE 760+**EN 14470-1 EN 1363-1**

EN 14470-1 SAFETY CABINETS TYPE 60 MIN FOR FLAMMABLES PRODUCTS



Standardized labeling




Key locking System




Moving by pallet truck (empty)



Self-closing door(s) with thermo-fuse



Containment shelf



Removable base Trough



▲ 765+E + C235

CERTIFICATION

- Tested and approved according to EN 14470-1 (04/2004) and EN 1363-1 (06/2000).
- Normalized labelling according to ISO 3864 and EN 14470-1 (04/2004) norms, and 92/58/CEE european directive.

ADVANTAGES

- Fire resistance for 60 minutes (approved Type 60) as per ISO 834 fire heating curve.
- Tested and approved by an independent European laboratory.
- Possibility to separate the dangerous products families.
- Handle all the way up the cabinet for better ergonomics and ease of opening
- Frame allowing easy movement by pallet truck: avoids heavy handling and allows easy movement of the cabinet in case of new development
- Attractive and easy-to-use skirting board without the need for a fixing tool
- Installation rollers included for 791+ and 792+ models

PASSIVE SECURITY

- Double wall construction :
 - Outer housing made of sheet steel (12/10th) with high quality Epoxy coating RAL 9010.
 - Inner body built in white (RAL 9010) melamine-based wood.
- Thermal insulation panel between the walls avoiding thermal bridges.
- Removable bottom containment sump.
- Safety labellings as per EN 14470-1.

- Adjustable containment shelves.
- Earthing link.

ACTIVE SECURITY

- Ø 100 mm air inlet and outlet ducts for whether natural ventilation or connection with forced ventilation/filtration system.
- In case of fire, a thermo-fuse automatically seals off the ventilation system.
- Thermo-expanding seals of the door(s) allow keeping the internal body fireproof.
- Separately locking door(s) with cylinder locks.
- Self-closing door(s) with possibility to keep the door(s) open. If the temperature rises up to 47°C, a fuse link closes the door(s) automatically.

OPTIONS

- Additional shelf
- Grating for retention tank
- Drawer / sliding retention tray
- PVC surprotections
- Ventilation or filter casings
- Absorbent mats to be placed at the bottom of the holding tank (packets of 10 sheets)
- Doors with different color possibilities on 764 and 765 models (see documentation for Range 7.90) :
 - frame and shelves in white (RAL 9010); **doors in yellow (RAL1023)**
- Code lock (1 per door)

The manufacturer reserves the right to discontinue or change specifications or designs at any time without notice and without incurring obligations. 12/2019

Flammable cabinets

Corrosive cabinets

Toxic cabinets and multirisk

Pesticide range

Fume hoods, filtering cabinets - Ventilation

Containment and Cans


File cabinets Anti-fire equipments

Showers and first-aid equipments

RANGE 760+ EN 14470-1 EN 1363-1



▲ 762+E



Installation rollers included for 761+ and 762+ models



▲ 763+E + C35

CABINETS WITH EQUIPMENTS

Door's reference	Description	Type	Number of door(s)	Outside dimensions H x W x D (mm)	Storage capacity (L)	Delivered with		Maximum load per shelf ⁽²⁾ (kg)	Weight (kg)	
						Containment shelf	Containment sump			
white	yellow									
761+E	-	Cabinet equipped	under-bench	1	630 x 635 x 570 ⁽¹⁾	30	1	1	30	127
761T	-	Cabinet equipped	under-bench	1	670 x 635 x 615 ⁽⁴⁾	30	-	1	30	155
762+E	-	Cabinet equipped	under-bench	2	630 x 1137 x 570 ⁽¹⁾	60	1	1	50	213
762T	-	Cabinet equipped	under-bench	1	670 x 1137 x 615 ⁽⁴⁾	60	-	1	50	240
763+E	-	Cabinet equipped	working cover	2	1100 x 1137 x 670 ⁽²⁾	115	2	1	50	297
768+E	-	Cabinet equipped	working cover	1	1100 x 635 x 670 ⁽²⁾	65	2	1	30	182
764+E	764+PJE	Cabinet equipped	tall	1	1950 x 635 x 620 ⁽³⁾	130	3	1	30	287
765+E	765+PJE	Cabinet equipped	tall	2	1950 x 1137 x 620 ⁽³⁾	250	3	1	50	453
765+900E	-	Cabinet equipped	tall	2	1950 x 905 x 620 ⁽³⁾	200	3	1	46	438

NON-EQUIPPED CABINETS

Reference	Description	Type	Number of door(s)	Outside dimensions H x W x D (mm)	Inside dimensions H x W x D (mm)	Weight (kg)
761+	Cabinet without equipment	under-bench	1	630 x 635 x 570 ⁽¹⁾	420 x 490 x 285	122
762+	Cabinet without equipment	under-bench	2	630 x 1137 x 570 ⁽¹⁾	420 x 1000 x 285	203
763+	Cabinet without equipment	working cover	2	1100 x 1137 x 670 ⁽²⁾	820 x 1000 x 410	277
768+	Cabinet without equipment	working cover	1	1100 x 635 x 670 ⁽²⁾	820 x 490 x 410	171
764+	Cabinet without equipment	tall	1	1950 x 635 x 620 ⁽³⁾	1620 x 490 x 410	277
765+	Cabinet without equipment	tall	2	1950 x 1137 x 620 ⁽³⁾	1620 x 1000 x 410	435
765+900	Cabinet without equipment	tall	2	1950 x 905 x 620 ⁽³⁾	1620 x 765 x 410	420

EQUIPMENTS AND ACCESSORIES

P/N	Description	Outside dimensions H x W x D (mm)	Weight (kg)
E1	Containment shelf for 1 door cabinet type 761+	30 x 490 x 285	3
E2	Containment shelf for 2 doors cabinet type 762+	30 x 1000 x 285	6
E48	Containment shelf for 1 door cabinet - W : 635 - D : 670 mm	30 x 490 x 410	3
E35	Containment shelf for 2 doors cabinet - W : 1135 - D : 670 mm	30 x 1000 x 410	6
E235-900	Containment shelf for 2 doors cabinet - W : 900 - D : 670 mm	30 x 765 x 410	6
B1	Containment sump for 1 door cabinet type 761+	100 x 490 x 285	3
B2	Containment sump for 2 doors cabinet type 762+	100 x 1000 x 285	6
B48	Containment sump for 1 door cabinet - W : 635 - D : 670 mm	100 x 490 x 410	5
B35	Containment sump for 2 doors cabinet - W : 1135 - D : 670 mm	100 x 1000 x 410	10
B235-900	Containment sump for 2 doors cabinet - W : 900 - D : 670 mm	100 x 765 x 410	10
C1	Perforated cover plate for 1 door cabinet type 761+	90 x 480 x 285	3
C2	Perforated cover plate for 2 doors cabinet type 762+	90 x 990 x 285	6
C48	Perforated cover plate for 1 door cabinet - W : 635 - D : 670 mm	90 x 460 x 390	4
C35	Perforated cover plate for 2 doors cabinet - W : 1135 - D : 670 mm	90 x 990 x 400	8
C235-900	Perforated cover plate for 2 doors cabinet - W : 900 - D : 670 mm	90 x 755 x 400	8
C1T	Perforated cover plate for 1 door drawer cabinet	80 x 430 x 390	8
C2T	Perforated cover plate for 1 door drawer cabinet	80 x 940 x 390	8
T48	Self retracting shelf for 1 door cabinet - W : 635 mm - D : 670 mm	80 x 420 x 380	6
T35	Self retracting shelf for 2 doors cabinet - W : 1135 mm - D : 670 mm	80 x 930 x 380	12
T235-900	Self retracting shelf for 2 doors cabinet - W : 900 mm - D : 670 mm	80 x 695 x 380	12
SE48	PVC containment shelf for E48 (for E35 model, 2 pieces by level are required)	30 x 488 x 377	3
SB48	PVC containment sump for 1 door cabinet in W : 670 mm. For 2 doors models in W : 1135, 2 pieces by level are required).	100 x 471 x 409	5
TP48	Sloping roof for cabinet 1 door cabinet	235 x 640 x 620	10
TP35	Sloping roof for cabinet 2 doors cabinet	235 x 1140 x 620	20

(1) Depth with connecting sleeve at the back. Depth without sleeve: 520 mm
(2) Depth with the connection sleeve at the back. Depth without sleeve: 620 mm

(3) Height with the connection sleeve above. Height without sleeve: 1900 mm
(4) Depth with the connection sleeve at the back. Depth without sleeve: 565 mm

The manufacturer reserves the right to discontinue or change specifications or designs at any time without notice and without incurring obligations. 06/2020

Flammable cabinets

Corrosive cabinets

Toxic cabinets and multirisk

Pesticide range

Fume hoods, filtering cabinets - Ventilation

Containment and Cans

File cabinets Anti-fire equipments

Showers and first-aid equipments