

Data sheet

Heating-up chamber CALDERA 200



The photo above is for reference only, may show additional options not included in standard equipment. The real appearance, particularly color and structure of the material may differ from the ones presented in the photo.

Functionality

- capacities: 70,150, 200, 250, 300l - dimensions and load examples are specified in the table with technical data
- fast heating-up of the load due to forced air convection
- polished stainless steel housing, stainless steel interior
- bright, energy saving LED internal lighting and tempered glass of the door assure an excellent visibility of the interior
- drawers with telescopic slides instead of regular shelves prevent falling out of the load
- possibility to place Caldera on the stainless steel table - option

Safety

- safe temperature range: +35°C to +42°C, temperature regulation every 1,0°C
- visual and audio alarm in case set temperature is exceeded for 2°C
- independent temperature protection over 45°C (over temperature protection) 3.1 class according to DIN 12880
- open door alarm (the alarm goes on in case the door is opened longer than 1 minute)
- LED display visible from 4m distance
- optional door lock - load protection against unauthorized use
- service settings protection against unauthorized use
- archiving working parameters for the period of 1 year (with 15 minutes interval)

CALDERA complies with the following medical norm PN-EN 60601-1-2:2002 EMC Medical norm for electrical devices (it does not interrupt the work of the other medical Instruments).

TECHNICAL DATA

air convection	forced
chamber capacity [l]	200
working capacity [l]	200
controller	microprocessor with external LED display
display	LED

TEMPERATURE

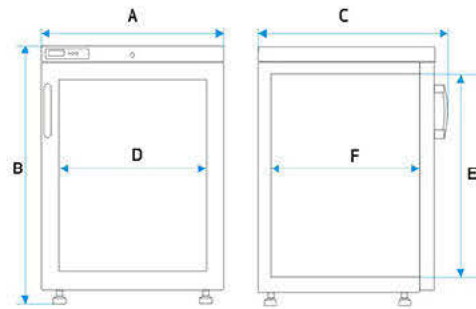
temperature range [°C]	+35...+42
temperature resolution every ... [°C]	1,0
temperature fluctuation at 37°C [±°C]*	0,3
temperature variation at 37°C [±°C]*	0,5
over temperature protection	class 3.1 to DIN 12880

CHAMBER

door type	door with viewing window
interior	acid-proof stainless steel to DIN 1.4301
housing	stainless steel polished

overall dims [mm] /1/

width A	600
height B	1040
depth C	630
internal dims [mm]	
width D	490
height E	850
depth F	480



number of drawers	2
max drawer workload [kg]	20
max unit workload [kg]	40
weight [kg]	59

ELECTRICAL PARAMETERS

voltage**	230V 50-60Hz
nominal power [W]	250
warranty	24 months
manufacturer	POL-EKO-APARATURA
txt_opis pod tabelą	<p>all the above technical data refer to standard units (without optional accessories)</p> <p>* - fluctuation measured in centre of the chamber; in space, variation (K) calculated for chamber as: $K = \pm (T \text{ average max.} - T \text{ average min.}) / 2$</p> <p>** - other power supplies on request</p> <p>1 - depth doesn't include 50 mm of power cable</p>

all the above technical data refer to standard units (without optional accessories)

* - fluctuation measured in centre of the chamber; in space, variation (K) calculated for chamber as:

$K = \pm (T \text{ average max.} - T \text{ average min.}) / 2$

** - other power supplies on request

1 - depth doesn't include 50 mm of power cable

OPTIONS AND ACCESSORIES



INOX

Order number: *P INOX

Stainless steel wire shelf INOX



INOX/INOX

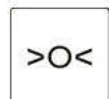
Order number: ST/CHL/SWPN INOX

Stainless steel drawer with stainless steel slides



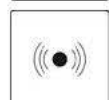
Order number: QLK*

Wheels



Order number: BRT*/L or IQ/OQ/PQ

Calibration and IQ, OQ, PQ qualification



Order number: KD

Access control